

Measure and
Display up to
11 Items
Simultaneously

**Rugged
Outdoor
Design**

Multi-parameter Water Quality Meters

U-50 Series

5 languages display

English



Japanese



Russian



Spanish



Portuguese



Multi-parameter Water Quality Meters



CE marking compliant



Beyond Water with You

Measure and Display 11 Parameters Simultaneously with Newly Designed Control Unit and Sensor Technology.

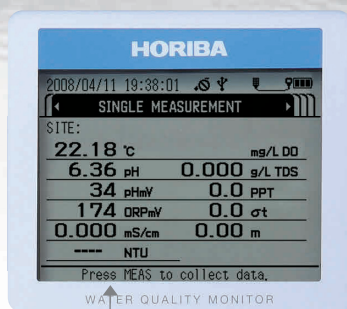
Intuitive software assures ease of use and operation efficiency.

Experience the durability and performance of an instrument that exceeds your expectations in the field testing of ground water and surface water applications.

Measure and
Display up to
11 Items
Simultaneously

Control Unit Features:

- Easy to read LCD Display
- One-hand operation
- On-screen icon displays battery power and GPS, USB and probe unit connectivity
- Quick-connect connector (cable to control unit)
- Shock resistant cover
- Backlight display



**Rugged
Outdoor
Design**

Sensor Probe Unit Features:

- Turbidity Sensor conforms to US EPA method 180.1 (U-53/U-53G)
- Turbidity Sensor conforms to EN ISO 7027 (U-54/U-54G)
- Minimum dissolved oxygen sensor maintenance with screw-on type membrane cap
- Chemical resistant materials of construction
- Optional ToupH pH electrode* that is difficult to break
- Field replaceable sensors

*Prevents damage during maintenance.



Design and Performance that Makes Measurement Easy in a Variety of Applications



●Measurement at a Drainage
Ditch or Wharf

Instantaneously monitor, collect and store data while moving the submersed sensor probe unit.



●Measurement in Marshes

The control unit's waterproof design allows the user to work without concern of splashing or accidentally dropping the control unit in the water. The backlight display allows the user to take measurements in the dark.




●Measurements in Surface Water

The long 30 meter cable option allows the user to deploy the sensor probe unit and collect measurement data at varying depths. The GPS models facilitate environmental surveys of oceans, lakes and rivers.



●Measuring Ground Water from an Intake

With the sensor probe lowered and submersed at an intake, 10,000 data sets can be stored in the control unit and transferred to a PC later.

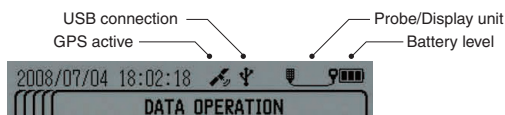


Exceptional Performance and Optimal Design for field ap

Control Unit >>>

Easy to read LCD Display and Easy Operation

- All 11 parameters measurement data is listed on screen.
- Text size can be changed to large font.
- Small control unit design for operation with one hand.
- Icon display information.



- Operation instructions on-screen.
- Variable display contrast compensates for extreme ambient lighting conditions.


Control Unit Design for Field Operations

- Auto-calibration feature provides hassle free calibration of pH, dissolved oxygen, conductivity, turbidity and depth.
- Shock resistant cover designed for rough treatment in the field and is easily cleaned.
- Cable can be easily connected and disconnected with quick-connect fitting.




Data Management

- Auto hold function freezes average data values on the screen to offer more time to verify or transcribe data.
- Diagnostic functions notify the user of errors.
- Integral USB connection for data transfer to a PC. USB cable is sold separately and includes software.
- Selectable measurement units allow the operator to report data without the need to convert data to desired units of measure.



GPS Compatible (U-52G/53G/54G)

The system can be used in conjunction with the Global Positioning System (GPS) to record latitude, longitude, and other location data for individual measurements. This is particularly useful for environmental surveys.



Sensor Probe Unit >>>

Multiple Sensors Housed in Each Probe

- Multiple sensors allow for the measurement of 11 parameters simultaneously. (pH, pH (mv), ORP, DO, COND, Salinity, TDS, Seawater Specific Gravity, Temperature, Turbidity, Water depth)
- Turbidity Sensor U-53 conforms to US EPA method 180.1. Precision has been improved over conventional instruments. The Model U-53 high precision field replaceable turbidity sensor with wiper has a resolution of 0.01 NTU.
- Turbidity sensor of U-54 conforms to EN ISO 7027. The model U-54 has a resolution of 0.01 NTU.
- Improved stability of the dissolved oxygen sensor has been achieved with a new 3 electrode design for fast response and polarographic sensor for ease of maintenance.
- pH and ORP electrodes can be replaced individually to reduce replacement costs.

■ U-5X series specification comparison list

	U-51	U-52	U-52G	U-53	U-53G	U-54	U-54G
pH	●	●	●	●	●	●	●
ORP (Oxidation Reduction Potential)	●	●	●	●	●	●	●
Dissolved Oxygen	●	●	●	●	●	●	●
Conductivity	●	●	●	●	●	●	●
Salinity	●	●	●	●	●	●	●
TDS (Total Dissolved Solids)	●	●	●	●	●	●	●
Seawater Specific Gravity	●	●	●	●	●	●	●
Temperature	●	●	●	●	●	●	●
Turbidity (LED)	—	●	●	—	—	●	●
Turbidity (Tungsten lamp)	—	—	—	●	●	—	—
Water depth	—	—	●	●	●	●*	●*
GPS	—	—	●	—	●	—	●

Note: *U-54/G(2m) don't have the feature of water depth.



U-50 Series Specifications



		U-51	U-52	U-52G	U-53	U-53G	
Sensor Probe	Measurement temperature	-10 to 55℃					
	Maximum sensor diameter	Approx. 96 mm					
	Probe length	Approx. 340 mm					
	Cable length	Standard: 2 m, option: 10, 30 m					
	Mass	Approx. 1,800 g (Approx. 3.97 lbs)					
	Automatic calibration (uses pH4)	●		●		●	
	Turbidity wiper	—	—	—	●	●	
	Measurement depth	Max. 30 m					
	Liquid contact part material (liquid end material)	PPS, glass, SUS316L, SUS304, FKM, PEEK,Q, titanium, FEP membrane, POM					
Water resistance	JIS protection level 8						
Control Unit	Outer dimensions	115 (W) x 66 (D) x 283 (H) mm					
	Mass	Approx. 800 g (Approx. 1.76 lbs)					
	LCD	320 x 240 liquid crystal display with backlight (black and white)					
	Data memory	10,000					
	Communication	USB					
	Battery	C batteries x 4					
	Water resistance	JIS protection level 7 (when sensor cable is fitted)					
	Battery Life	Approx. 70 hours (without backlight)			Approx. 500 measurements		
	Storage temperature	-10 to 60℃					
Ambient temperature	-5 to 45℃						
pH ●Two-point calibration ●Automatic temperature	Measurement principle	Glass electrode method					
	Range	pH0 to 14					
	Resolution	0.01pH					
	Repeatability	±0.05pH					
	Accuracy	±0.1pH					
Oxidation Reduction Potential (ORP)	Measurement principle	Platinum electrode method					
	Range	-2000 mV to +2000 mV					
	Resolution	1 mV					
	Repeatability	±5 mV					
	Accuracy	±15 mV					
Dissolved Oxygen (DO) ●Salinity conversion (0 to 70 PPT/automatic) ●Automatic temperature compensation	Measurement principle	Polarographic method					
	Range	0 to 50.0 mg/L					
	Resolution	0.01 mg/L					
	Repeatability	±0.1 mg/L					
	Accuracy	0 to 20 mg/L: ±0.2 mg/L 20 to 50 mg/L: ±0.5 mg/L					
Conductivity (COND) ●Auto range ●Automatic temperature conversion (25℃)	Measurement principle	4 AC electrode method					
	Range	0 to 10 S/m (0 to 100 mS/cm)					
	Resolution	0.000 to 0.999 mS/cm: 0.001 mS/cm	1.00 to 9.99 mS/cm: 0.01 mS/cm		10.0 to 99.9 mS/cm: 0.1 mS/cm		
	Repeatability	0.0 to 99.9 mS/m: 0.1 mS/m	0.100 to 0.999 S/m: 0.001 S/m		1.00 to 9.99 S/m : 0.01 S/m		
	Accuracy	±0.05% F.S.					
Salinity	Measurement principle	*±1% F.S. (Median of two-point calibration)					
	Range	Conductivity conversion					
	Resolution	0 to 70 PPT (permillage)					
	Repeatability	0.1 PPT					
	Accuracy	±1 PPT					
Total Dissolved Solid (TDS) ●Conversion factor setting	Measurement principle	Conductivity conversion					
	Range	0 to 100 g/L					
	Resolution	0.1% F.S.					
	Repeatability	±2 g/L					
	Accuracy	±5 g/L					
Seawater specific gravity ●Display σ _t , σ ₀ , σ ₁₅	Measurement principle	Conductivity conversion					
	Range	0 to 50 σ _t					
	Resolution	0.1 σ _t					
	Repeatability	±2 σ _t					
	Accuracy	±5 σ _t					
Temperature	Measurement principle	Thermistor method					
	Range	-10 to 55℃					
	Resolution	0.01℃					
	Repeatability	*±0.10℃ (at calibration point)					
	Accuracy	JIS class B platinum thermometer sensor (±0.3+0.005 t)					
Turbidity (TURB)	Measurement principle	—	LED light source and 30° scattering method		Tungsten lamp source and 90° scattering method		
	Range		0 to 800 NTU		0 to 1000 NTU		
	Resolution		0 to 99.9 NTU: 0.1 NTU 100 to 800 NTU: 1 NTU		0 to 9.99 NTU: 0.01 NTU 10 to 99.9 NTU: 0.1 NTU 100 to 1000 NTU: 1 NTU		
	Repeatability		*±5% (Reading) or ± 0.5 NTU whichever is greater		±3% (Reading) or ±0.1 NTU whichever is greater		
	Accuracy		±5% (Reading) or ±1 NTU whichever is greater		0 to 10 NTU: ±0.5 NTU 10 to 1000 NTU: 3% (Reading) or ±1 NTU whichever is greater		
Water depth	Measurement principle	—	—	Pressure method			
	Range			0 to 30 m			
	Resolution			0.05 m			
	Repeatability			±1% F.S.			
	Accuracy			±0.3 m			
GPS	12 channel parallel	—	—	●	—	●	

Note:

* Battery life based on continuous operation using alkaline C dry batteries when the monitor temperature is over 20°C and the backlight OFF.

* Accuracy is measured by calibrating 4 points for turbidity and electrical conductivity and 2 points for all other measurements against standard solution.

* Repeatability is measured by the ability to reproduce the results against the standard solution (at 25°C normal pressure condition).

	LED light source and 90° scattering method 0 to 1000 NTU
	0 to 0.99 NTU: 0.01 NTU 1 to 99.9 NTU: 0.1 NTU 100 to 1000 NTU: 1 NTU
	±5% (Reading) or ± 0.5 NTU whichever is greater
	±5% (Reading) or ±1 NTU whichever is greater
	Pressure method, only 10m and 30m product
	— ●

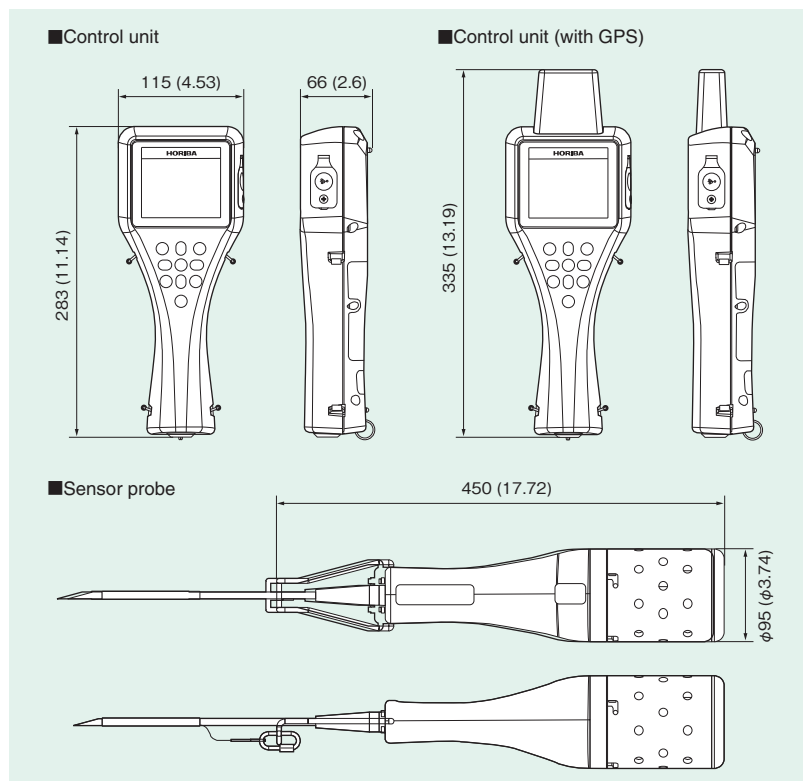
■ Standard Accessories

Item	Quantity
pH4 standard solution (500mL)	1
pH reference internal solution (250 mL)	1
DO sensor internal solution set <ul style="list-style-type: none"> ●Internal solution (50mL) ●Sandpaper (#8000, #600) ●Syringe 	1
DO Membrane space parts set	1
Spanner for DO sensor	1
Cleaning brush	1
Calibration cup	1
Back pack	1
Strap	1
Alkaline batteries LR14	4
Silicon grease	1
Instruction manual	1

Item	Model	Code
pH sensor	7112	3014057312
pH sensor ToupH	7113	3200170923
ORP sensor	7313	3200170920
DO sensor	7543	3200170924
Reference sensor	7210	3200043582
Reference tip	—	3200043587
Turbidity sensor U-52/52G	7800	3200172803
Turbidity sensor U-53/53G	7801	3200172800
Turbidity sensor U-54/54G	7802	3200318188
DO membrane cap	—	3200170194
DO Inner fluid 50mL	306	3200170938

Item		Model	Code
Standard solution	pH4 (for automatic calibration), 500 mL	100-4	3200043638 (9003001600)
	pH4 (for automatic calibration), 4 L	140-4	3200174430
	pH7 500 mL	100-7	3200043637 (9003001700)
	pH9 500 mL	100-9	3200043636 (9003001800)
	ORP standard solution powder For 250 mL × 10	160-51	3200043618 (9003003100)
	ORP standard solution powder For 250 mL × 10	160-22	3200043617 (9003003000)
Internal solution	Internal solution for pH reference 250 mL	330	3200043641 (9037005200)

■ Dimensions unit: mm (in)



■ Option

Item	Model	Code
Carrying case	U-5030	3200174772
Flow chamber	—	3200156570
Probe guard	—	3200167002
Cable (with data-collection software)	—	3200174823



The HORIBA Group adopts IMS (Integrated Management System) which integrates Quality Management System ISO9001, Environmental Management System ISO14001, and Occupational Health and Safety Management System OHSAS18001. We have now integrated Business Continuity Management System ISO22301 in order to provide our products and services in a stable manner, even in emergencies.



Please read the operation manual before using this product to assure safe and proper handling of the product.

- The specifications, appearance or other aspects of products in this catalog are subject to change without notice.
- Please contact us with enquiries concerning further details on the products in this catalog.
- The color of the actual products may differ from the color pictured in this catalog due to printing limitations.
- It is strictly forbidden to copy the content of this catalog in part or in full.
- The screen displays shown on products in this catalog have been inserted into the photographs through compositing.
- All brand names, product names and service names in this catalog are trademarks or registered trademarks of their respective companies.

HORIBA

Head Office
2 Miyahogashi-cho, Kisshoin Minami-ku, Kyoto, 601-8510, Japan
Phone: 81 (75) 313-8121 Fax: 81 (75) 321-5725
<http://www.horiba.com>

Manufactured by
HORIBA Advanced Techno

HORIBA (China) Trading Co., Ltd. China

Unit D, 1F, Building A, Synnex International Park, 1068 West Tianshan Road, 200335, Shanghai, (China)
Phone: 86 (21) 6289-6060 Fax: 86 (21) 6289-5553
Beijing Branch
12F, Metropolis Tower, No.2, Haidian Dong 3 Street, Beijing, 100080, China
Phone: 86 (10) 8567-9966 Fax: 86 (10) 8567-9066

HORIBA (Thailand) Limited Thailand

East Office
850 / 7 Soi Lat Krabang 30 / 5, Lat Krabang Road, Lat Krabang, Bangkok 10520, Thailand
Phone: 66 (0) 2734 4434 Fax: 66 (0) 2734 4438

HORIBA Instruments (Singapore) Pte Ltd. Singapore

3 Changi Business Park Vista #01-01, Akzonobel House, Singapore 486051
Phone: 65 (6) 745-8300 Fax: 65 (6) 745-8155

HORIBA Vietnam Company Limited Vietnam

Lot 3 and 4, 16 Floor, Detech Tower II, No.107 Nguyen Phong Sac Street, Dich Vong Hau Ward, Cau Giay District, Hanoi, Vietnam
Phone: 84 (24) 3795-8552 Fax: 84 (24) 3795-8553

PT HORIBA Indonesia Indonesia

Jl. Jalur Sutra Blok 20A, No.16-17, Kel. Kunciran, Kec. Pinang Tangerang-15144, Indonesia
Phone: 62 (21) 3044-8525 Fax: 62 (21) 3044-8521

HORIBA KOREA Ltd. Korea

25, 94-Gil, Iijik-Ro, Manan-Gu, Anyang-Si, Gyeonggi-Do, 13901, Korea
Phone: 82 (31) 296-7911 Fax: 82 (31) 296-7913

HORIBA India Private Limited India

246, Okhla Industrial Estate, Phase 3 New Delhi-110020, India
Phone: 91 (11) 4646-5000 Fax: 91 (11) 4646-5020
Technical Center
D-255, Chakan MIDC Phase-II, Bhamboli Village, Pune-410501, India
Phone: 91 (21) 3567-6000
Bangalore Office
No.55, 12th Main, Behind BDA Complex, 6th sector, HSR Layout, Bangalore South, Bangalore-560102, India
Phone: 91 (80) 4127-3637

HORIBA Instruments Incorporated USA

9755 Research Drive, Irvine, CA 92618, U.S.A.
Phone: 1 (949) 250-4811 Fax: 1 (949) 250-0924
Houston Office
5390 Bay Oaks Drive, Pasadena, TX 77505
Phone: 1 (281) 482-4334 Fax: 1 (281) 674-6058

HORIBA Instruments Brasil, Ltda. Brazil

Rua Presbitero Plinio Alves de Souza, 645, Loteamento Multivias, Jardim Ermida II - Jundiai Sao Paulo - CEP 13.212-181 Brazil
Phone: 55 (11) 2923-5400 Fax: 55 (11) 2923-5490

HORIBA Europe Research Center France

Avenue de la Vauve - Passage Jobin Yvon CS 45002 - 91120 Palaiseau - France
Phone: 33 (1) 69-74-72-00 Fax: 33 (1) 69-31-32-20

HORIBA UK Limited UK

Kyoto Close Moulton Park Northampton NN3 6FL UK
Phone: 44 (0) 1604 542500 Fax: 44 (0) 1604 542699

HORIBA Europe GmbH Germany

Hans-Mess-Str.6, D-61440 Oberursel, Germany
Phone: 49 (6172) 1396-0 Fax: 49 (6172) 1373-85
Leichlingen Office
Julius-kronenberg Str.9, D-42799 Leichlingen, Germany
Phone: 49 (2175) 8978-0 Fax: 49 (2175) 8978-50

HORIBA Czech Czech

Prague Office
Prumyslova 1306 / 7, CZ-10200, Praha 10, Czech Republic
Phone: 420 (2) 460-392-65

HORIBA (Austria) GmbH Austria

Kaplanstrasse 5, A-3430 Tulln, Austria
Phone: 43 (2272) 65225 Fax: 43 (2272) 65225-45

HORIBA (Austria) GmbH Romania

Romania Branch
B-dul.Republicii, nr. 164, Etaj Parter, Birourile nr. 3 si 4, Pitesti, 110177, judetul Arges, Romania
Phone: 40 (348) 807117 Fax: 40 (348) 807118