

For Semiconductor Chemical Rinsing Process

Carbon Sensor Resistivity Meter HE-960R-GC



CE marking compliant

Applicable to Single-Bath Cleaning systems Glass Carbon Sensor offers superior Resistance to Chemicals

The HE-960R-GC is resistivity meter to use glass carbon for its sensor.

A glass carbon sensor is not contaminated by metal elution and is chemically resistant to such wet cleaning solutions as hydrofluoric acid and hydrogen peroxide. This is especially effective for resistivity measurement in the rinse process of single-bath cleaning systems and it enables high quality control in the cleaning process.



Features

● Superior chemical resistance

Because the electrode material is 100% carbon, the HE-960R-GC's sensor exhibits superior chemical resistance to various cleaning solutions, starting with hydrofluoric acid and hydrogen peroxide.

● Free from metal contamination

With the HE-960R-GC, there is no more worry of the metal contamination that was unavoidable with conventional metal electrodes. The carbon surface of its sensor is specially processed so that particle elution is extremely minuscule.

● High-speed response

Due to its specially processed carbon surface, the response of the HE-960R-GC's sensor between chemical solutions and ultra-pure water is equivalent to conventional products.

● Selectable temperature compensation function

The HE-960R-GC offers selection of the desired setting between "Pure Water" and "Ultra-Pure Water + Impurities", allowing the implementation of temperature compensation that is most appropriate to the measured liquid.

● Icon-based status display & security function

Instrument status on the HE-960R-GC is indicated through an easy-to-understand icon display that eliminates operational errors. And, by setting a passcode, all key operation can be locked to prevent measurement errors caused by inadvertent operation.

● DC 24 V power source

● CE Marking compliant

 The HE-960R-GC is also an environmentally-friendly product that uses lead-free solder for mounting chips on the PCB.

Specifications

Model	HE-960R-GC				
Measurement method	2-electrode method				
Sensor input	1-channel				
Cell constant	Approx.0.1/cm				
Temperature sensor specifications	Platinum resistance 1000Ω /0°C				
Measuring range	Measurement unit	kΩ · m	0 to 2.00	0 to 20.00	0 to 200.0
		MΩ · cm	0 to 0.200	0 to 2.00	0 to 20.00
					0 to 1000*
* : Measurable without temperature compensation					
Temperature : 0°C to 100°C (Select your desired decimal point from 0, 1, and 2 digits)					
Repeatability	Within ±0.5% of the full scale (in equivalent input)				
Linearity	Within ±0.5% of the full scale(in equivalent input)				
Transmission output	4 to 20mA DC : input/output isolated type				
	Maximum load resistance : 900Ω Transmission output range : Freely selectable within the measurement range				
Contact output	Outputs : 2 points				
	Alarm contact output (R1,R2)				
	Contact type : relay contact, SPDT				
	Contact rating : 240V AC 3A and 30V DC, 3A(resistance load) Contact function : selectable from upper/lower limit operation (ON/OFF control), alarm, and maintenance.				
Calibration function	Specific resistance : Based on the specified compensation coefficient for the cell constant (parameter input) Temperature : Calibrated by comparing with the reference thermometer				
Transmission output hold feature	Selectable from the Previous value hold and the Optional value hold. (However, only the previous value hold is available in the maintenance mode.)				
Self-diagnosis function	· Sensor diagnosis (Short-circuit and disconnection of the temperature sensor) · Out of the measurement range · Converter error				
Temperature compensation	· Based on the temperature characteristics of extra deionized water (reference temperature : 25°C) · Based on the reference temperature and user-defined temperature coefficient (reference temperature : 5°C to 95°C)				
Temperature compensation range	0°C to 100°C				
Ultra-pure water	Measurement unit	MΩ · cm	18.23(standard), 18.18, 18.24	Select from options Shown on the Left.	
Specific resistance selection		kΩ · m	182.3(standard), 181.8, 182.4		
Clipping function	When the measured value is above the upper limit of the measurement range derived from the specified specific resistance, the specified resistance is used as the measured value.				
Ambient environment	Temperature: -5°C to 45°C, Relative humidity: 20% to 85%(without dew condensation)				
Power supply	24V DC 5W(max)				
Protective structure	Panel: IP65, Rear case: IP20, Terminal: IP00 (Indoor-use panel installation type)				
Mass	Approx. 500g				
Conforming standards	CE Marking, FCC Part15				
Compatible sensor	ERF-series specific resistance GC(Glass carbon) sensor, cell constant 0.1/cm				

Carbon Sensor



Model	ERF-01-L-GC2	
Cell constant	0.1/cm approx.	
Liquid temperature range	0 to 80°C	
Liquid pressure range	0 to 0.05MPa	
Liquid end materials	Electrode	Glass Carbon
	Body	PFA
	Seal	Perfluor rubber
Cable length	10 m (Standard)	
Installation	Threaded diameter : R(PT)3/4	
Combined holder	Flow type EFA-30 series	

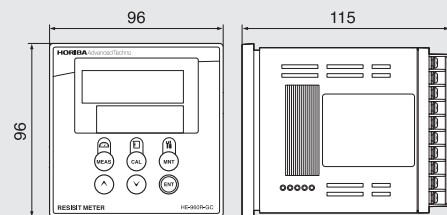
Flow type holder



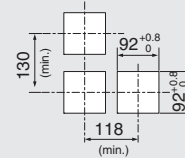
Model	EFA-30P	
Liquid end materials	PVDF	
Liquid temperature range	0 to 100°C	
Liquid pressure range	0 to 0.1MPa	
Liquid flow rate	0 to 10L/min	
Connected pipe diameter	Inlet: Rc(PT)3/4, Outlet: Rc(PT)3/4	

External dimensions Unit: mm (in)

Converter HE-960R-GC

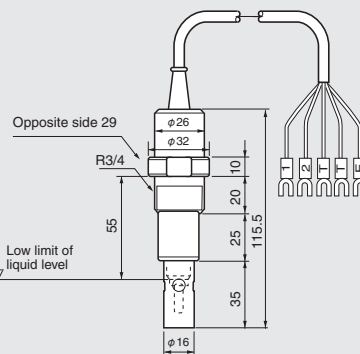


Panel Cut Size



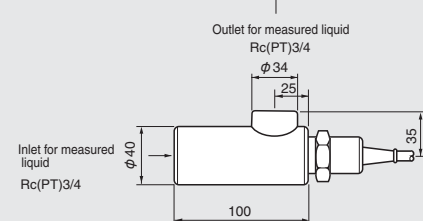
Carbon Sensor

ERF-01-L-GC2



Flow Type Holder

EFA-30 Series



Please read the operation manual before using this product to assure safe and proper handling of the product.

- The contents of this catalog are subject to change without prior notice, and without any subsequent liability to this company.
- It is strictly forbidden to copy the content of this catalog in part or in full.

HORIBA Advanced Techno, Co., Ltd.

http://www.horiba-adt.jp/index_e.htm

● HORIBA Advanced Techno, Co., Ltd.

Head Office
31 Miyanonishicho, Kisshoin
Minami-ku, Kyoto, Japan
Phone: 81-75-321-7184
Fax: 81-75-321-7291

Tokyo Sales Office
Arute-Bldg. Higashi-Kanda.
4th Fl, 1-7-8 Higashi-Kanda
Chiyoda-ku, Tokyo, Japan
Phone: 81-3-3851-3150
Fax: 81-3-3851-3140

● HORIBA KOREA Ltd.

112-6 Sogong-Dong
Choong-ku, Seoul, Korea
Phone: 82-2-753-7911
Fax: 82-2-756-4972

● HORIBA TRADING (SHANGHAI) Co., Ltd.

Shanghai Office
Room 1701, United Plaza,
1468 Nanjing Rd. West,
Shanghai 200040, China
Phone: 21-6289-6060
Fax: 21-6289-5553

Beijing Office
Room 1801, Capital Tower,
Beijing, Tower 1 No. 6Jin,
Jianguomenwai Ave.,
Chaoyang District, Beijing,
100022 China
Phone: 10-8567-9966
Fax: 10-8567-9066

● HORIBA Ltd.

Taiwan Representative Office
3F NO.18 Lane 676, Chung
Hua Rd, Chupei City,
Hsinchu Hsien, 302, Taiwan
Phone: 886-3-656-1012
Fax: 886-3-656-8231

● HORIBA INSTRUMENTS Pte. Ltd.

SINGAPORE
10 Ubi Crescent
#05-11/12 Ubi Techpark
Singapore 408564
Phone: 65-745-8300
Fax: 65-745-8155

● HORIBA / STEC INCORPORATED

Santa Clara Head Office
3265 Scott Boulevard
Santa Clara,
CA 95054, U.S.A.
Phone: 1-408-730-4772
Fax: 1-408-730-8975

Austine Office
9701 Dessau Road
Suite 605, Austin,
TX 78754, U.S.A.
Phone: 1-512-836-9560
Fax: 1-512-836-8054

● HORIBA INSTRUMENTS LIMITED

Kyoto Close
Sumnerhouse Road
Moulton Park, Northampton
NN3 8FL, England
Phone: 44-1604-542600
Fax: 44-1604-542696
e-mail: hil.semicon@horiba.co.jp

● HORIBA EUROPE GmbH

Head Office
Hans-Mess-Str.6
D-61440 Oberursel/Ts.
Germany
Phone: 49-6172-1396-0
Fax: 49-6172-137385

HORIBA FRANCE
Rue L. et A. Lumiere
Technoparc
F-01630 St-Genis-Pouilly
France
Phone: 33-4-50-42-27-63
Fax: 33-4-50-42-07-74

Bulletin: HAE-T0137D

[Recycled Paper] Printed in Japan 0806SK23

Explore the future

HORIBA