

HORIBA



Hematology Analyzer
for Veterinary

Microsemi
LC-712G



For
Veterinary

Explore the future

HORIBA

“Since animals cannot communicate symptoms verbally, we strive to obtain necessary information through rapid testing.”

Responding to such demands from veterinarians, the Microsemi LC-712G hematology analyzer for veterinary offers streamlined solutions with high accuracy, featuring micro sampling and intuitive operation.

Compact

Reduced footprint by approx.
18% compared to our
previous model LC-662G

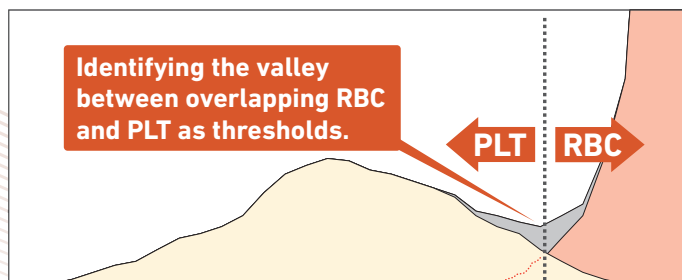
Reducing size to optimize
installation space.



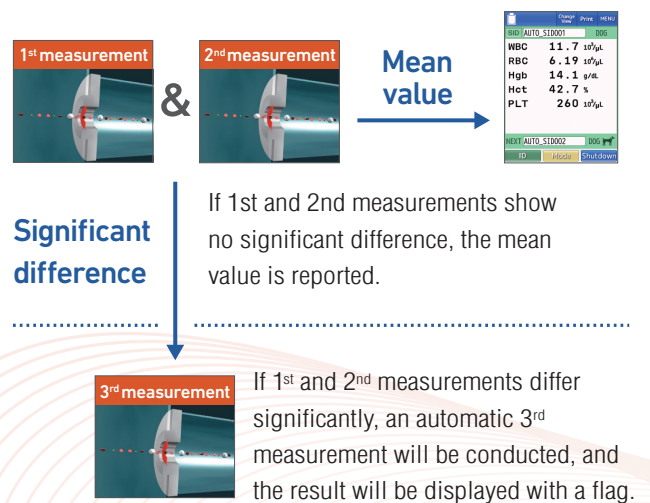
Accuracy

Advanced ability to differentiate blood cell sizes ensures precise platelet measurement.

It identifies the threshold for RBC / PLT, classifying any cells smaller than the threshold as PLT. [?] flag will be added to the PLT-related data if the threshold cannot be detected.

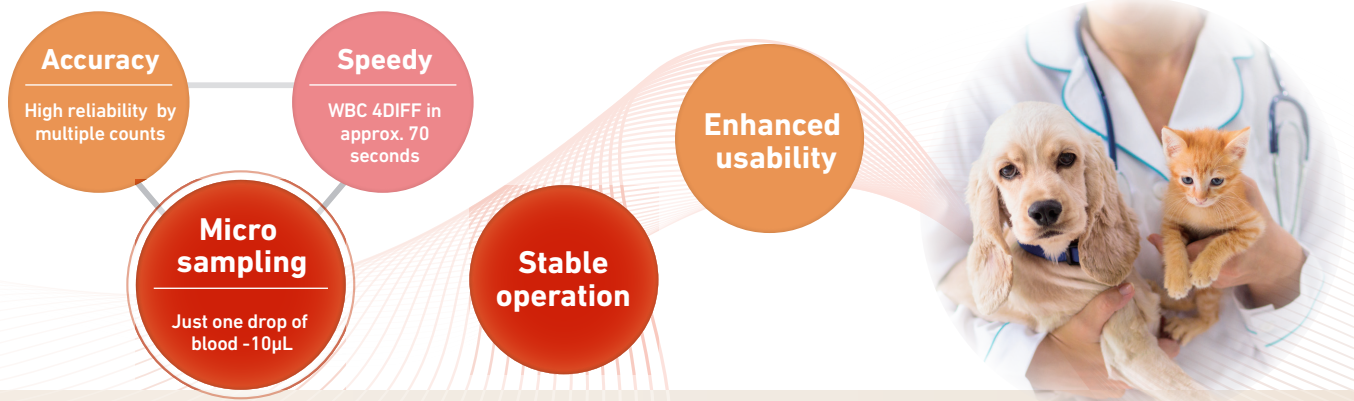


Highly reliable results by conducting multiple measurements



1st meas. \approx 3rd meas.
or
2nd meas. \approx 3rd meas.
→ \$

All varied
→ *



Whole Blood / Micro-sampling

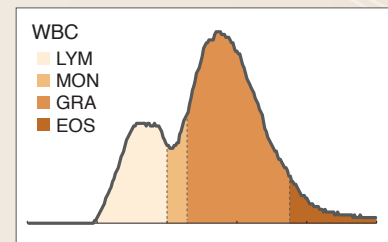
1. Sample aspiration volume 10µL

It reduces the burden of blood collection even for small dogs and cats.



2. Specialized lysing reagent for animal samples

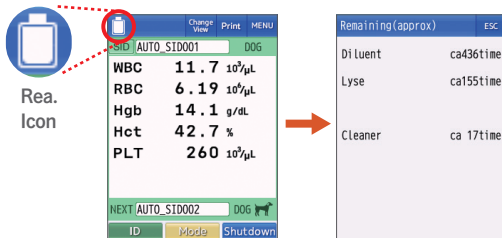
It classifies LYM, MON, GRA, and provides EOS as a reference value.



Reagents

One-touch reagent volume check

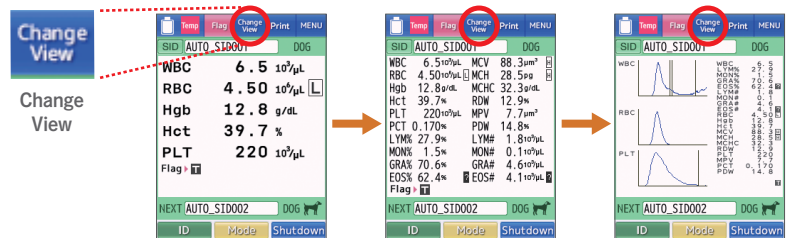
Press the reagent icon to see the estimated remaining tests available.



Result Views

Seamless result viewing options with one-touch

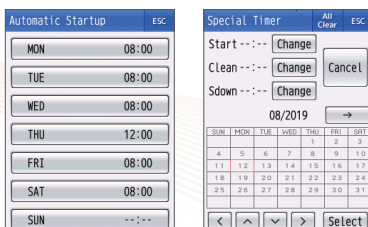
Result ⇒ Detailed Result ⇒ Histogram



Improve Operational Efficiency

The timer function allows for tests to be ready at any time.


The device automatically starts up, cleans, and shuts down based on timer settings. A special timer provides more flexible settings from the calendar.



Stable Operation

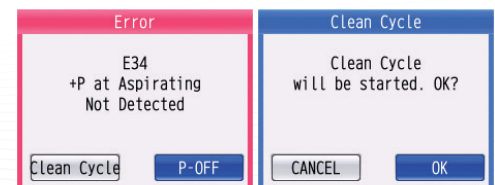
Equipped with a dedicated filter

Ensuring consistent performance, even with animals prone to blood clotting.



Optimized cleaning cycle

In case of errors due to blockages such as blood clots, improved cleaning cycle can restore operation.



Specifications

Product Name	Veterinary Hematology Analyzer Microsemi LC-712G
Model	LC-712G
Measurement mode	Dog, Cat, QC, OTHER
Measurement parameters	WBC, RBC, Hgb, Hct, PLT, LYM#*, MON#*, GRA#*, EOS#*
Calculation parameters	MCV, MCH, MCHC, RDW, PDW, PCT, MPV, LYM%*, MON%*, GRA%*, EOS%*
Volume of aspirated sample	10 μ L
Measurement time	Approx. 70 seconds
Reagent	Emidil, Vetlyse, Emiclean, Minocclair, LC-REF, LC-TROL 16N, LC-TROL 16A
Data Processing	LCD colour touch screen, Sample holder cover(Measurement start), Optional barcode reader, Built-in thermal printer, USB stick, RS-232C, Ethernet™
Power source	AC 100 V- 240 V \pm 10%, 50Hz / 60Hz
Power consumption	85 VA
Dimensions	Instrument: 220 mm(W)×440 mm(D)×430 mm(H) Reagent bottle holder: 75 mm(W)×200 mm(D)×70 mm(H)
Weight	15 kg

*Not available in OTHER mode

Lists of consumables



Emidil
Content: 10L x1



Emiclean
Content: 600mL x1



Vetlyse
Content: 200mL x1



Minocclair
Content: 500mL x1



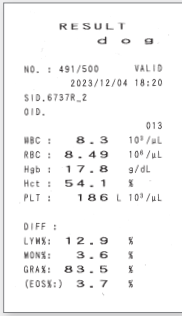
LC-TROL 16N
LC-TROL 16A(L, H)
Content: 2mL x 1 per level



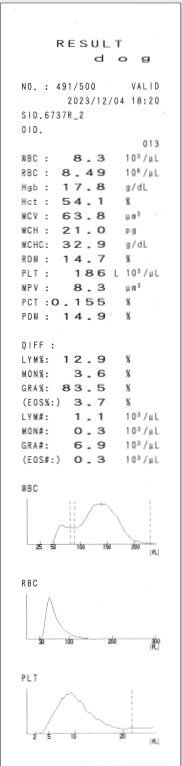
LC-REF
Content: 2mL x1

Printing settings


Flexible printing options available



Approx. 11.0cm



Approx. 26.3cm



Approx. -15.3cm



HORIBA Group is certified Quality Management System ISO9001, Environmental Management System ISO14001, and Occupational Health and Safety Management System ISO45001, and operate as Integrated Management System(IMS). For medical products, HORIBA also certifies Medical devices- Quality Management system ISO13485.



Please read the operation manual before using this product to assure safe and proper handling of the product.

- The specifications, appearance or other aspects of products in this catalog are subject to change without notice.
- Please contact us with enquiries concerning further details on the products in this catalog.
- The color of the actual products may differ from the color pictured in this catalog due to printing limitations.
- It is strictly forbidden to copy the content of this catalog in part or in full.
- The screen displays shown on products in this catalog have been inserted into the photographs through compositing.
- All brand names, product names and service names in this catalog are trademarks or registered trademarks of their respective companies.
- This product is not in any way affiliated with MICROSEMI Corporation.

HORIBA

HORIBA, Ltd.
Group Head Office
2 Miyahogashi-cho, Kisshoin, Minami-ku, Kyoto, 601-8510, Japan
Phone: 81 (75) 313-8121 Fax: 81 (75) 321-5725
<https://www.horiba.com/int/>



Worldwide locations of HORIBA

Bulletin:HRE-1203A

Printed in Japan 2505SK00

Explore the future

HORIBA